

## NAPA Auto Parts Store

June 9, 2019

2017 Thor Axis 24.1

replacement for 29 inch wiper blade

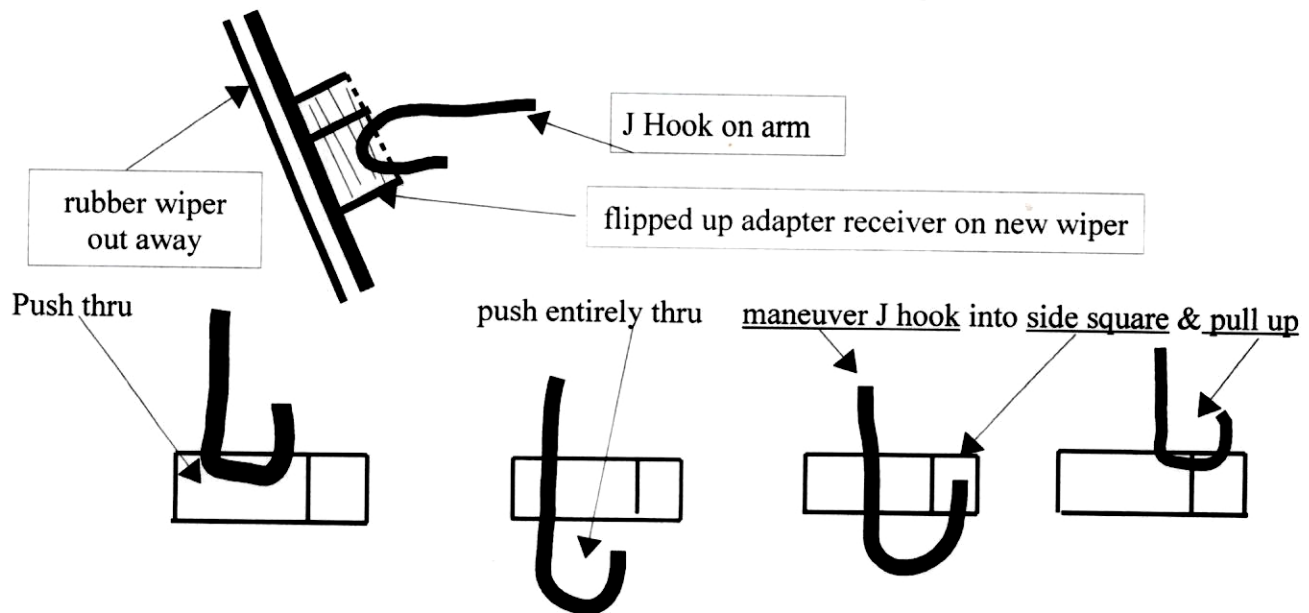
I Purchased #6-2855 Heavy Duty Wiper blade Cost: 2 @ \$51.74 plus tax = \$68.14

My 2017 Thor Axis 24.1 motorhome wipers are on a "J" hook. Push in the clip to release the old wiper and remove from J hook.

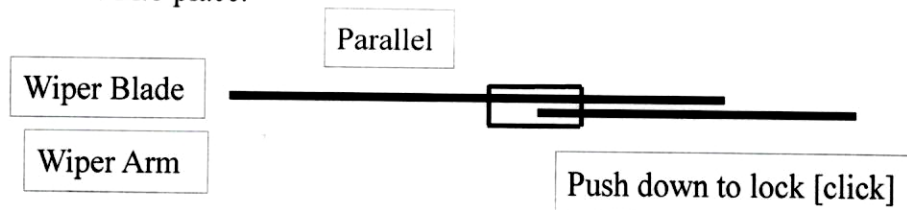
On last page is a picture of a J hook.

On the new wipers push the clip up [as shown on the box instructions] and insert the wiper onto the "J" hook. The instructions are confusing to me so here is a diagram for dummies like myself.

The push up clip looks like this: With the rubber blade away from you and the black plastic closest to "J" hook, push the clip onto the "J" hook as illustrated below. You will have to angle the blade to the "J" hook to accomplish this. [reverse for opposite wiper on other side]




Push the "J" hook thru opening as shown. Keep pushing until thru enough to maneuver J hook into the little compartment. **Then pull up until it stops.** Rotate the blade parallel with the wiper arm. Push the adapter down until it locks into place.



this is a picture of a wiper blade  
with adapter pushed up ready for J  
hook to be inserted

This adapter receiver looks slightly  
different than the one on this wiper blade  
from NAPA



J hook goes thru here

enlarged view similar on next page

